

THE FINANCIAL PLAN

Rural Municipality of De Salaberry

For the Year 2021

		ATTACHED	NOT APPLICABLE
Page 1	General Operating Fund - Budgeted Revenue and Expenditure	<input checked="" type="checkbox"/>	<input type="checkbox"/>
Page 2	General Operating Fund - Budgeted Other Revenue and Transfers	<input checked="" type="checkbox"/>	<input type="checkbox"/>
Page 3	General Operating Fund - Budgeted Expenditure	<input checked="" type="checkbox"/>	<input type="checkbox"/>
Page 4	General Operating Fund - Budgeted Expenditure	<input checked="" type="checkbox"/>	<input type="checkbox"/>
Page 5	General Operating Fund - Budgeted Expenditure	<input checked="" type="checkbox"/>	<input type="checkbox"/>
Page 6	Utility Operating Fund - Budgeted Revenue and Expenditure		
	Utility of <u>St. Malo</u>	<input checked="" type="checkbox"/>	<input type="checkbox"/>
	Utility of <u>Otterburne</u>	<input checked="" type="checkbox"/>	<input type="checkbox"/>
	Utility of _____	<input type="checkbox"/>	<input type="checkbox"/>
Page 7	Local Urban District - Budgeted Revenue and Expenditure		
	L.U.D. of <u>St. Malo</u>	<input checked="" type="checkbox"/>	<input type="checkbox"/>
	L.U.D. of _____	<input type="checkbox"/>	<input type="checkbox"/>
	L.U.D. of _____	<input type="checkbox"/>	<input type="checkbox"/>
Page 8	Calculation of Tax Levies	<input checked="" type="checkbox"/>	<input type="checkbox"/>
Page 9	Sundry Revenue and Expenditure Analysis	<input checked="" type="checkbox"/>	<input type="checkbox"/>
Page 10	Rural Area and General Municipal Requirements	<input checked="" type="checkbox"/>	<input type="checkbox"/>
Page 11	General Operating Fund - Debenture Debt Charges	<input checked="" type="checkbox"/>	<input type="checkbox"/>
Page 12	Utility Operating Fund - Debenture Debt Charges	<input checked="" type="checkbox"/>	<input type="checkbox"/>
Page 13	Capital Budget (Current Year)	<input checked="" type="checkbox"/>	<input type="checkbox"/>
Page 14	Capital Expenditure Program (Subsequent Five Years)	<input checked="" type="checkbox"/>	<input type="checkbox"/>

**GENERAL OPERATING FUND
BUDGETED REVENUE AND EXPENDITURE**

Rural Municipality of De Salaberry



For the Year 2021

REVENUE

	Last Year Budgeted	Last Year Actual	This Year Budgeted	Next Year Budgeted
Total Tax Levy - Page 8	7,457,479	7,455,934	7,642,132	8,015,108
Total Grants in Lieu of Taxes - Page 8	0		83,805	0
Sub-total	7,457,479	7,455,934	7,725,938	8,015,108
School Requisitions (deduct) - Page 8	4,355,730	4,355,730	4,348,451	4,348,451
Municipal Taxes and Grants in Lieu of Taxes	3,101,749	3,100,204	3,377,486	3,666,656
Other Revenue - Page 2	1,215,151	1,388,423	1,844,579	1,231,140
Transfers from Accumulated Surplus & Reserves - Page 2	150,000	12,039	235,000	21,150
Total Municipal Revenue	4,466,900	4,500,666	5,457,065	4,918,946

EXPENDITURE

General Government Services	941,870	795,035	943,490	1,003,110
Protective Services	271,073	268,123	283,850	288,455
Transportation Services	1,165,600	1,086,638	1,337,650	1,219,920
Environmental Health Services	350,300	360,199	387,600	384,299
Public Health and Welfare Services	60,530	67,198	61,430	62,430
Environmental Development Services	1,500	5,210	6,000	5,500
Economic Development Services	52,750	51,914	52,750	52,750
Recreation and Cultural Services	204,545	235,508	343,903	344,808
Fiscal Services	729,384	728,335	1,331,357	818,841
Transfers - Deficit Recovery - Page 9 - To Reserves - Page 5	685,390	890,000	708,214	736,149
Total Basic Expenditure	4,462,942	4,488,158	5,456,244	4,916,262
Allowance For Tax Assets - Page 8	3,958	0	822	2,684
Total Municipal Expenditure	4,466,900	4,488,158	5,457,066	4,918,946
Net Operating Surplus (Deficit)	0	12,508	-0	0

Departmental Use Only	<p>Adopted by Resolution of Council</p> <p align="right">  _____ (Head of Council) </p> <p align="right">  _____ (Chief Administrative Officer) </p> <p align="center"><u>April 27</u> 2021</p>
-----------------------	---

**GENERAL OPERATING FUND
BUDGETED OTHER REVENUE AND TRANSFERS**

Rural Municipality of De Salaberry

For the Year 2021

Other Revenue	Last Year Budgeted	Last Year Actual	This Year Budgeted	Next Year Budgeted
Taxes Added	60,000	48,396	50,000	60,000
Tax Penalties	42,000	47,553	42,000	41,000
Licenses				
- Animal	400	550	400	400
- Business				
- Other <u>Lottery/business</u>	220	166	200	220
Permits				
- Building	42,500	59,446	42,000	42,500
- Other _____				
Fines	1,000	3,000	1,000	1,000
Sales of Service				
- General Government	39,310	40,140	72,500	47,160
- Protective	39,200	43,191	43,790	43,790
- Transportation	75,500	101,853	75,500	75,500
- Environmental Health	165,548	184,163	175,621	186,599
- Public Health and Welfare	44,417	50,878	38,600	38,600
- Environmental Development				
- Economic Development	13,000	15,842	13,000	13,000
- Recreation and Culture	0	6,336	65,000	65,000
- Other _____				
Sales of Goods	0	15,764	0	0
Rentals	41,259	40,957	10,483	300
Trailer Park Rentals	0	0	0	0
Trailer Park Fees / Grazing Leases	4,200	985	4,000	4,000
Concessions and Franchises				
Returns from Investments	75,000	45,339	38,000	38,000
Development and Dedication Fees				
Unconditional Grants - Municipal Operating	256,365	256,365	256,365	256,365
- Other <u>COVID Relief</u>		214,334		
- Other _____				
Conditional Grants				
- Federal Government				
- Federal - Gas Tax	192,663	192,663	201,421	201,421
- Provincial Government	4,200	15,517	599,800	4,200
- Municipal Government				
- Other <u>CDI</u>	103,000	0	108,585	108,585
- Other _____				
Other Income				
- rebates	9,300	4,984	3,500	3,500

<u>Grants for capital projects</u>				

Total Other Revenue - Page 1	1,209,082	1,388,423	1,841,765	1,231,140
Transfers From				
- Accumulated Surplus				
- Reserves (Page 13)	150,000	12,039	235,000	21,150
Total Transfers - Page 1	150,000	12,039	235,000	21,150
TOTAL OTHER REVENUE AND TRANSFERS - PAGE 8	1,359,082	1,400,462	2,076,765	1,252,290

BUDGETED EXPENDITURE
Rural Municipality of De Salaberry
For the Year 2021

		Last Year Budgeted	Last Year Actual	This Year Budgeted	Next Year Budgeted
GENERAL GOVERNMENT SERVICES					
1100	Legislative	149,355	126,897	139,380	158,370
1200	General Administrative				
1212	Chief Administrative Officer and Staff	510,100	406,555	506,900	521,680
1215	Office	146,815	136,398	157,110	159,810
1216	Legal	31,500	24,285	31,500	32,500
1217	Audit	19,000	17,324	20,000	20,000
1218	Assessment	70,000	68,964	70,000	70,000
1240	Taxation	1,100	1,029	1,100	1,100
1300	Other General Government				
1310	Elections	0	0	0	21,150
1320	Conventions				
1330	Damage Claims and Liability Insurance	23,000	22,403	25,000	26,000
1340	Intergovernmental Relations	6,000	6,180	7,500	7,500
1350	Grants - General				
1360	Other General Government-Sundry				
	Past-Service Pension Payments				
	Unallocated Employee Benefits				
SUB-TOTAL GENERAL GOVERNMENT SERVICES		956,870	810,035	958,490	1,018,110
1991	Recoveries (deduct) - Utility	15,000	15,000	15,000	15,000
TOTAL GOVERNMENT SERVICES - TO PAGE 1		941,870	795,035	943,490	1,003,110
PROTECTIVE SERVICES					
2100	Police				
2400	Fire	193,120	183,414	206,000	210,075
2500	Emergency Measures				
2510	Emergency Measures Organization	15,700	13,396	14,830	15,530
2520	Flood Control				
2540	Ambulance Services				
2550	Other 911 Service	16,003	16,003	16,470	16,800
2600	Other Protection				
2621	Building Inspection	33,750	45,034	33,550	33,550
2622	Electrical Inspection				
2623	Plumbing Inspection				
2626	Other Safety Inspections				
2630	License Inspection				
2640	Animal and Pest Control	7,000	8,051	7,000	7,000
2650	Other - Traffic Services	5,500	2,225	6,000	5,500
	Other _____				
TOTAL PROTECTIVE SERVICES - TO PAGE 1		271,073	268,123	283,850	288,455
TRANSPORTATION SERVICES					
Road Transport					
Administration					
32200	Engineering				
Roads and Streets					
Unallocated Costs					
32301	- Wages and Benefits	530,000	576,561	547,000	558,620
32302	- Equipment Fuel	159,000	112,353	149,000	160,000
32303	- Equipment Repairs and Maintenance	100,000	82,213	90,000	88,000
32304	- Equipment Insurance and Registration	32,000	31,849	33,000	34,000
32305	- Workshop and Yard Operations	38,900	47,277	46,900	41,900

Road Construction and Maintenance					
32311	- Labour				
32312	- Materials	246,050	177,608	406,250	275,250
32313	- Rentals				

Transportation Services Sub-Total Forward to Page 4		1,105,950	1,027,860	1,272,150	1,157,770

BUDGETED EXPENDITURE

Rural Municipality of De Salaberry

For the Year 2021

		Last Year Budgeted	Last Year Actual	This Year Budgeted	Next Year Budgeted
Transportation Services Sub-Total Forward from Page 3		1,105,950	1,027,860	1,272,150	1,157,770
32330	Sidewalks and Boulevards				
32340	Ditches and Road Drainage	41,500	40,575	46,000	41,500
32350	Storm Sewers				
32360	Street Cleaning				
32371	Snow and Ice Removal - Labour				
32372	- Materials				
32373	- Rentals				
32400	Bridges	5,000	0	5,000	5,000
32500	Street Lighting	8,500	7,726	10,000	11,000
32600	Traffic Services	4,650	10,477	4,500	4,650
32700	Parking				
32900	Other Road Transport				
	Airport				
	Other Transportation Services				
TOTAL TRANSPORTATION SERVICES - TO PAGE 1		1,165,600	1,086,638	1,337,650	1,219,920
ENVIRONMENTAL HEALTH SERVICES					
Garbage and Waste Collection					
4320	Garbage Collection	128,000	126,784	128,000	128,000
4330	Nuisance Grounds	169,000	174,158	199,000	193,589
Other Environmental Health					
4480	Municipal Wells	3,300	3,148	3,300	3,410
4490	Public Rest Rooms				
	Other _____	50,000	56,109	57,300	59,300
TOTAL ENVIRONMENTAL HEALTH SERVICES - TO PAGE 1		350,300	360,199	387,600	384,299
PUBLIC HEALTH AND WELFARE SERVICES					
Public Health					
5110	Health Unit				
5160	Cemeteries				
5186	Other _____				
Medical Care					
5220	Medical Officer				
	Other _____				
Hospital Care					
5370	Hospital Care				
	Other _____				
Social Assistance					
5420	Social Assistance	4,080	4,079	4,080	4,080
	Other - Senior Coordinator/Handi-Van	56,450	63,118	57,350	58,350
TOTAL PUBLIC HEALTH & WELFARE SERVICES-TO PAGE 1		60,530	67,198	61,430	62,430
ENVIRONMENTAL DEVELOPMENT SERVICES					
6100	Planning and Zoning	1,500	5,210	6,000	5,500
Community Development					
6220	General Land Assembly				
6230	Urban Renewal				
6240	Beautification and Land Rehabilitation				
6241	Urban Area Weed Control				
	Grant				
	Other _____				
TOTAL ENVIRONMENTAL DEVELOPMENT SERVICES - TO PAGE 1		1,500	5,210	6,000	5,500

BUDGETED EXPENDITURE

Rural Municipality of De Salaberry

For the Year 2021

		Last Year Budgeted	Last Year Actual	This Year Budgeted	Next Year Budgeted
ECONOMIC DEVELOPMENT SERVICES					
7100	Natural Resources				
7120	Agriculture				
7121	Destruction of Pests				
7122	Protective Inspections				
7123	Rural Area Weed Control	35,000	35,000	35,000	35,000
7124	Drainage of Land				
7125	Veterinary Services				
7130	Water Resources and Conservation Grants	15,000	15,000	15,000	15,000
<hr/>					
7200	Regional Development	2,750	1,914	2,750	2,750
7300	Industrial Development				
7400	Other Economic Development				
7410	Tourism				
7420	Public Receptions				
<hr/>					

TOTAL ECONOMIC DEVELOPMENT SERVICES - TO PAGE 1

52,750	51,914	52,750	52,750
--------	--------	--------	--------

RECREATION AND CULTURAL SERVICES					
8110	Recreation	42,002	44,306	42,002	42,002
8120	Community Centers and Halls	27,650	27,650	27,650	27,650
8130	Swimming Pools and Beaches				
8140	Golf Courses				
8150	Skating Rinks and Arenas	85,000	101,401	224,000	224,000
8180	Parks and Playgrounds				
8190	Other Recreational Facilities				
	Grants	5,000	17,257	5,000	5,000
<hr/>					
8240	Museums				
8250	Libraries	44,893	44,893	45,251	46,156
8280	Other Cultural Facilities				
<hr/>					

TOTAL RECREATION & CULTURAL SERVICES - TO PAGE 1

204,545	235,508	343,903	344,808
---------	---------	---------	---------

FISCAL SERVICES					
9111	L.U.D. of St. Malo _____ -- Page 7	490,124	490,132	501,958	501,958
9112	L.U.D. of _____ -- Page 7				
9113	L.U.D. of _____ -- Page 7				
9114	L.U.D. of _____ -- Page 7				
9320	Transfer to Capital - Page 13			595,600	
9330	Transfer to St. Malo Utility - Page 6 (St. Malo)	186,509	186,508	182,094	265,177
9330	Transfer to Otterburne Utility - Page 6 (Otterburne)	28,830	27,774	27,785	27,785
9410	Debenture Debt Charges - Page 11	23,921	23,921	23,921	23,921
9420	Other Long-term debt charges				
9430	Tax discount and short-term loan interest				
9440	Other Debt Charges				
	Other Fiscal Services				
<hr/>					

TOTAL FISCAL SERVICES - TO PAGE 1

729,384	728,335	1,331,357	818,841
---------	---------	-----------	---------

TRANSFERS					
9900	General Reserve	77,500	282,380	80,000	80,000
9910	Specific-Purpose Reserves:				
9911	- Equipment Replacement	214,200	229,965	229,200	229,200
9912	- Capital Development				
9913	- Gas Tax	192,663	192,663	201,421	201,421
	- CDI	103,000	0	108,585	108,585
	- Protective Services	47,500	47,500	52,500	57,000
	- Gravel	0	49,703	0	0
	- Environmental Health	30,527	39,092	16,508	39,943
	- Recreation	20,000	26,336	20,000	20,000
	- Roads & Bridges		22,361	0	0
<hr/>					

TOTAL TRANSFERS - TO PAGE 1

685,390	890,000	708,214	736,149
---------	---------	---------	---------

**ST. MALO UTILITY OPERATING FUND
BUDGETED REVENUE AND EXPENDITURE**

Rural Municipality of De Salaberry

For the Year 2021.

REVENUE

		Last Year Budgeted	Last Year Actual	This Year Budgeted	Next Year Budgeted
300	WATER CONSUMER SALES	127,000	129,666	135,000	163,036
	- Residential				
	- Commercial and Bulk	33,500	31,108	35,611	36,608
	- Industrial				
	- Federal and Provincial				
	- Deficit Recovery			37,498	24,255
310	SEWER SERVICE CHARGES	47,000	49,284	49,961	51,360
	- Residential				
	- Commercial	19,500	20,029	21,599	22,381
	- Quarterly Service Charge	15,000	15,147	15,945	16,391
320	Discounts, Refunds and Cancellations				
	Net Consumer Revenue - Sub Total	242,000	245,234	295,614	314,031
330	Penalties	2,000	1,276	2,000	2,000
340	Hydrant Rentals	1,600	1,600	1,600	1,600
350	Installation Service	20,000	14,500	20,000	20,000
360	Connection Revenue - Net	1,500	0	1,500	1,500
370	Provincial Grants		0	936,666	0
380	Other Revenue	16,000	15,040	16,000	16,000
390	Transfer from Revenue Fund - Page 5	186,509	186,509	182,094	265,177
396	Transfer from Reserves - Utility - Page 13	0	0	0	0
397	Transfer from Accumulated Surplus				
	TOTAL REVENUE	469,609	464,159	1,455,474	620,308

EXPENDITURE

410	WATER SUPPLY	83,750	57,784	80,700	83,700
411	Administration	8,000	8,000	8,000	8,000
412	Customer Billings and Collections	13,500	15,755	17,500	17,500
413	Purification and Treatment				
414	Water Purchases				
415	Service of Supply	20,600	19,462	21,700	21,800
416	Transmissions and Distribution	45,000	25,947	45,000	47,000
417	Other Water Supply Costs	26,025	23,344	26,525	26,525
418	Connections - Net Loss	2,000	0	2,000	2,000
	TOTAL	198,875	150,292	201,425	206,525
420	SEWAGE COLLECTION AND DISPOSAL	39,000	38,339	40,200	41,400
421	Administration	15,000	11,050	17,000	17,000
422	Sewage Collection System	12,200	14,024	14,500	14,500
423	Sewage Lift Station	5,500	11,738	14,000	14,000
424	Sewage Treatment and Disposal	7,250	1,515	4,250	4,250
425	Other Sewage Collection and Disposal Costs				
426	Connections - Net Loss				
	TOTAL	78,950	76,666	89,950	91,150
430	TRANSFER TO CAPITAL - Page 13	0	0	936,666	0
450	DEBENTURE DEBT CHARGES - Page 12	182,094	182,094	182,094	265,177
470	TRANSFERS			37,498	24,255
471	Deficit Recovery, 20____ - Page 9	9,690	0	7,841	33,201
473	Transfer to Utility Reserve				
474	Transfer to _____ Reserve				
	TOTAL	9,690	0	45,339	57,456
	TOTAL EXPENDITURE	469,609	409,052	1,455,474	620,308
	NET OPERATING SURPLUS (DEFICIT)	0	55,107	-0	0

**OTTERBURNE UTILITY OPERATING FUND
BUDGETED REVENUE AND EXPENDITURE**

Rural Municipality of De Salaberry

For the Year 2021

REVENUE

		Last Year Budgeted	Last Year Actual	This Year Budgeted	Next Year Budgeted
300	WATER CONSUMER SALES				
	- Residential				
	- Commercial and Bulk				
	- Industrial				
	- Federal and Provincial				
	- Municipal and Schools				
310	SEWER SERVICE CHARGES	28,830	27,801	27,784	30,329
	- Residential				
	- Commercial				
320	Discounts, Refunds and Cancellations				
	Net Consumer Revenue - Sub Total	28,830	27,801	27,784	30,329
330	Penalties				
340	Hydrant Rentals				
350	Installation Service				
360	Connection Revenue - Net		3,000		
370	Provincial Grants				
380	Other Revenue	2,300	1,472	2,300	2,300
390	Transfer from Revenue Fund - Page 5				
396	Transfer from Reserves - Utility - Page 13				
397	Transfer from Accumulated Surplus				
	TOTAL REVENUE	31,130	32,273	30,084	32,629

EXPENDITURE

410	WATER SUPPLY				
411	Administration				
412	Customer Billings and Collections				
413	Purification and Treatment				
414	Water Purchases				
415	Service of Supply				
416	Transmissions and Distribution				
417	Other Water Supply Costs				
418	Connections - Net Loss				
	TOTAL	0	0	0	0
420	SEWAGE COLLECTION AND DISPOSAL				
421	Administration	6,100	4,490	6,400	6,100
422	Sewage Collection System	5,200	7,462	7,000	5,000
423	Sewage Lift Station				
424	Sewage Treatment and Disposal				
425	Other Sewage Collection and Disposal Costs				
426	Connections - Net Loss				
	TOTAL	11,300	11,952	13,400	11,100
430	TRANSFER TO CAPITAL - Page 13				
450	DEBENTURE DEBT CHARGES - Page 12				
470	TRANSFERS				
471	Deficit Recovery, 20____ - Page 9				
473	Transfer to Utility Reserve	19,830	20,321	16,684	21,529
474	Transfer to _____ Reserve				
	TOTAL	19,830	20,321	16,684	21,529
	TOTAL EXPENDITURE	31,130	32,273	30,084	32,629
	NET OPERATING SURPLUS (DEFICIT)	0	0	0	0

BUDGETED REVENUE AND EXPENDITURE

Rural Municipality of De Salaberry

L.U.D. of St. Malo

For the Year 2021

EXPENDITURE



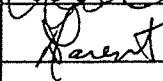
	Last Year Budgeted	Last Year Actual	This Year Budgeted	Next Year Budgeted
General Government Services				
Legislative (Committee)	14,650	11,344	15,150	15,150
Transportation Services				
Roads and Streets	79,600	70,241	79,100	79,700
Sidewalks and Boulevards	13,000	2,333	23,000	15,000
Ditches and Road Drainage	18,000	5,997	18,000	18,000
Street Cleaning	28,500	20,721	28,500	29,500
Snow and Ice Removal	34,000	29,499	32,500	34,500
Street Lighting	26,500	16,918	26,500	27,500
Other ___ Labour, Workshop & Admin	108,420	109,396	118,940	120,754
Total Transportation Services	308,020	255,105	326,540	324,954
Environmental Health Services				
Garbage Collection				
Nuisance Grounds				
Total Environmental Health Services	0	0	0	0
Environmental Development Services				
Weed Control	150		150	150
Other _____				
Total Environmental Development Services	150	0	150	150
Recreation and Cultural Services				
Public Parks / Beautification	23,500	24,019	11,000	11,000
Transfers				
Deficit Recovery				
Transfer to Capital	737,011	458,487	213,500	305,000
To Reserves BL 2364-18	25,000	369,071	53,118	93,204
Total Transfers	762,011	827,558	266,618	398,204
Total Operating Expenditure	1,108,331	1,118,026	619,458	749,458

REVENUE

Previous Years' Surplus	468,473	468,473	0	0
L.U.D. Revenues _____				
Amount required from Taxation - Page 5 and Page 8	490,124		501,958	501,958
Municipal Other Revenues Allocated to L.U.D.	17,750	26,983	22,500	22,500
Transfer from Gas Tax Reserve	132,437	132,437		
_____			95,000	225,000

Tax Levy (Last Year Actual)		490,124		
Total Operating Revenue	1,108,784	1,118,017	619,458	749,458
Net Operating Surplus (Deficit)	-453	-9	0	0

YEAR-TO-YEAR SUMMARY:			
Amount Required from Taxation	490,132		501,958
Assessment (Taxable and Grant-in-Lieu)	61,266,520		62,744,780
Mill Rate	8.000		8.000

L.U.D.	MUNICIPALITY
 _____ Chairperson	 _____ Reeve  _____ Chief Administrative Officer

Calculation of Tax Levies
Rural Municipality of De Sableberry

For the Year 2021

Education (Requirement) Taxes:	Assessments		Expenditures		Revenues			
	Taxable	Grating Lease and/or Converted fees	Basic	Allowance Tax Assets	Mill Rate (M/R)	Grants In Lieu of Taxes	Grating Lease and/or Converted fees	Total
Education Support Levy (ESL)	38,216,810		359,525	11	8.809	22,003	0	359,536
Special S.D. # 16 Borderland	20,619,070	151,840	283,374	11	13.618	527	2,068	283,385
Special S.D. # 15 Hanover	26,756,750	52,180	383,251	24	14.250	1,248	744	383,275
Special S.D. # 56 Red River Valley	266,631,390	210	3,222,301	162	12.333	34,096	3	3,322,464
Total Education Taxes	352,224,020	204,230	4,348,451	208	12.150	57,873	2,814	4,348,659

Municipal Taxes:	Assessments		Expenditures		Revenues			
	Taxable	Otherwise Exempt	Basic	Allowance Tax Assets	Mill Rate Flat/PP	Grants In Lieu of Taxes	Other Revenues and Transfers	Total
Local Urban Districts	62,453,840		501,958	0	8.000	2,328	0	501,958
L.U.D. ST MALO								0

Debiture Debt Charges	Assessments		Expenditures		Revenues			
	Taxable	Otherwise Exempt	Basic	Allowance Tax Assets	Mill Rate Flat Fee	Grants In Lieu of Taxes	Other Revenues and Transfers	Total
Utilities	41,864,950	3,248,230	15,882	0	0.350	15,790	94	15,883
B/L 2150-02 LD #2 St. Malo Lagoon								0
B/L 2244-06 LD #2 St. Malo Water Plant Well	41,864,950	3,248,230	5,637	36	0.125	5,639	33	5,673
B/L 2246-07 LD #2 St. Malo Foremain	41,864,950	3,248,230	14,240	10	0.314	14,166	84	14,250
B/L 2244-09 LD #2 St. Malo Water Plant Reservoir	41,864,950	3,248,230	20,924	42	0.462	20,842	124	20,966
B/L 2183-03 St. Charles Water and Sewer	771,990		0	0	Flat Fee	0	0	0
B/L 2228-06 Le Rang Water and Sewer	1,144,070		5,637	0	Flat Fee	5,637	0	5,637
B/L 2316-13 St. Malo Waterplant Reservoir #2	41,864,950	3,248,230	11,234	20	0.248	11,188	66	11,254
B/L 2335-15 Concedin EPS	7,297,660	54,930	48,878	0	Flat Fee	48,878	0	48,878
B/L 2336-16 St. Malo Lift Station	29,318,780	896,160	59,661	0	Flat Fee	59,661	0	59,661
General	316,883,050	0	7,601	4	0.024	7,605	0	7,605
B/L 2270-09 St. Malo FD Tanker Pump	202,929,490	4,825,230	7,601	116	0.037	7,687	30	7,717
B/L 2270-09 St. Malo FD Tanker Pump	905,040		8,718	0	Flat fee	8,718	0	8,718
B/L 2284-11 Duffrost Water Supply			0	0		0	0	0
Special Services Levies			225,187	0	Flat Fee	225,187	0	225,187
B/L 2352-17 Waste Collection			27,785	0	Flat Fee	27,785	0	27,785
B/L 2357-19 Otterburne Sewer Service			0	0		0	0	0
Deficit Recovery			0	0		0	0	0
General			0	0		0	0	0
Utility			0	0		0	0	0
Reserve Funds			0	0		0	0	0
Included under General Municipal			0	0		0	0	0
General Municipal	254,429,210		1,213,450	242	4.722	1,201,415	12,277	1,213,692
Rural Area	316,883,050		1,205,085	143	3.769	1,194,332	10,896	1,205,228
At Large			0	0		0	0	0
Business Tax, Fees			2,073,951	0		2,073,951	0	2,073,951
Other Revenue and Transfers			5,453,429	614		3,354,161	25,932	5,454,043
Total Municipal			9,801,880	822		7,542,132	83,605	9,802,703

Total (Education + Municipal) Taxes

* Added to Total Tax Levy on page 1

SUNDRY REVENUE AND EXPENDITURE ANALYSIS

Rural Municipality of De Salaberry

For the Year 2021

Part 1 - Grants in Lieu of Taxes

Government or Agency	Assessment		Mill Rate	Amount	Frontage	Total
	Farm/Residential	Other				
						0.00
						0.00
						0.00
						0.00
						0.00
						0.00
						0.00
						0.00
						0.00
						0.00
						0.00
						0.00
						0.00
						0.00
						0.00
						0.00
						0.00
						0.00
						0.00

Total - Pages 1, 8 0.00

Part 2 - Conditional Transfers and Grants

Government or Agency	Purpose	Amount
Green Team	Summer Student	4,200.00
FCM	Asset Preparedness	36,600.00
Province of Manitoba	Fire Protection Grant	219,000.00
Build Sustainable Communities	St. Malo "Green" Space	40,000.00
Build Sustainable Communities	St. Malo Arena upgrades	300,000.00

Total - Page 2 599,800.00

Part 3 - Transfers to Recover Previous Years' Deficit - General Operating Fund

Original Deficit Amount	Year	Term	Authority	Amount

Total - Page 1 0.00

Part 4 - Transfers to Recover Previous Years' Deficit - Utility Operating Fund

Original Deficit Amount	Year	Term	Authority	Amount
St. Malo Utility	2014	3	PUB	24,255.00
St. Malo Utility	2019	1	PUB	13,243.00

Total - Page 6 37,498.00

RURAL AREA AND GENERAL MUNICIPAL REQUIREMENTS

Rural Municipality of De Salaberry

For the Year 2021

Part 1 - Analysis of Expenditures Benefitting Rural Area			
Account No.	Account Name	Total Expenditures from Pages 3, 4 and 5	Expenditures applicable to Rural Area only
	Total Expenditures	4,182,637	
	Transportation Services		1,245,650
	Machinery Replacement Reserve		225,000
	Roads & Bridges Reserve		0
Total - Part 2			1,470,650

Part 2 - Calculation of Rural and At large Requirements				
	Required Expenditures			Totals
		Rural	At Large	
Total Basic Expenditures		1,470,650	2,711,987	4,182,637
Less: Other Revenue Allocated		257,200	1,501,958	1,759,158
Nominal Surplus Allocation				0
Other Allocations				0
Sub-Totals	0	1,213,450	1,210,029	2,423,479
Less: Required Expenditures				0
General Municipal	0	1,213,450	1,210,029	2,423,479
Requirements		Page 8	Page 8	

GENERAL OPERATING FUND - DEBENTURE DEBT CHARGES
Rural Municipality of De Salaberry

For the Year 2021

Part 1 - Debenture Debt Charges

Purpose	By-law No.	Maturity (year)	Opening Balance	Principal	Closing Balance	Interest	Total Payment	Frontage /Per Parcel	Other	Net Required by Mill rate	Area to be Levied
General Debt Charges					0.00		0.00			0.00	
St Malo Fire Truck	2270-09	2027	53,288.27	12,272.02	41,016.25	2,930.85	15,202.87			15,202.87	LID + At-Large
Dufrost Water Supply	2284-11	2030	64,778.40	4,960.96	59,817.44	3,757.15	8,718.11	8,718.11		8,718.11	Dufrost Water Supply
					0.00		0.00			0.00	
					0.00		0.00			0.00	
					0.00		0.00			0.00	
					0.00		0.00			0.00	
					0.00		0.00			0.00	
					0.00		0.00			0.00	
					0.00		0.00			0.00	
					0.00		0.00			0.00	
					0.00		0.00			0.00	
					0.00		0.00			0.00	
					0.00		0.00			0.00	
					0.00		0.00			0.00	
					0.00		0.00			0.00	
					0.00		0.00			0.00	
					0.00		0.00			0.00	
					0.00		0.00			0.00	
					0.00		0.00			0.00	
					0.00		0.00			0.00	
					0.00		0.00			0.00	
			118,066.67	17,232.98	100,833.69	6,688.00	23,920.98	8,718.11	0.00	23,920.98	

Part 2 - Summary (by area) - to be carried forward - Page 8

Area to be Levied	Taxable Assessment	Otherwise Exempt Assessment	Grant Assessment	Total Assessment	Total Requirement	Raised By Frt / Parcel	Raised by Other	Raised by Mill Rate
LID		0		0	7,601.44			7,601.44
At-Large		0		0	7,601.43			7,601.43
Schedule		0		0	8,718.11	8,718.11		
				23,920.97	23,920.97	8,718.11	0.00	15,202.86

UTILITY OPERATING FUND - DEBENTURE DEBT CHARGES

Rural Municipality of De Salaberry

For the Year 2021

Part 1 - Debenture Debt Charges

Purpose	By-law No.	Maturity (Year)	Opening Balance	Principal	Closing Balance	Interest	Total Payment	Frontage /Per Parcel	Other	Net Required by Mill rate	Area to be Levied
St. Malo Utility					0.00		0.00			0.00	
St. Malo Lagoon	2150-02	2021	14,912.99	14,912.99	0.00	969.34	15,882.33			15,882.33	St. Malo LID
St. Charles Water & Sewer	2183-03	2023	0.00		0.00		0.00			0.00	Schedule
Le Rang Water & Sewer	2228-06	2026	23,787.68	4,225.33	19,562.35	1,411.80	5,637.13	5,637.13		0.00	Schedule
St Malo Water Plant	2234-06	2025	23,787.68	4,225.33	19,562.35	1,411.80	5,637.13			5,637.13	St. Malo LID
St. Malo Forcemain	2246-07	2027	79,846.49	9,548.84	70,297.65	4,690.98	14,239.82			14,239.82	St. Malo LID
St Malo Water Reservoir	2264-09	2028	129,935.61	13,128.15	116,807.46	7,796.14	20,924.29			20,924.29	St. Malo LID
ST Malo Water Treatment Plant Upgrade	2316-13	2027	67,738.14	8,608.90	59,129.24	2,624.85	11,233.75			11,233.75	St. Malo LID
Gosselin Low Pressure Water System	2335-15	2035	534,064.91	26,180.09	507,884.82	22,697.82	48,877.91	48,877.85		0.00	Schedule
St Malo Lift Station	2336-16	2025	271,291.44	50,844.24	220,447.20	8,816.97	59,661.21	59,661.21		0.00	Schedule
					0.00		0.00			0.00	
					0.00		0.00			0.00	
					0.00		0.00			0.00	
Otterburne Utilities					0.00		0.00			0.00	
					0.00		0.00			0.00	
					0.00		0.00			0.00	
					0.00		0.00			0.00	
					0.00		0.00			0.00	
					0.00		0.00			0.00	
					0.00		0.00			0.00	

1,145,364.94	131,673.87	1,013,691.07	50,419.70	182,093.57	114,176.19	0.00	67,917.32
--------------	------------	--------------	-----------	------------	------------	------	-----------

Part 2 - Summary (by area) - to be carried forward - Page 8

Area to be Levied	Taxable Assessment	Otherwise Exempt Assessment	Grant Assessment	Total Assessment	Total Requirement	Raised By Frt / Parcel	Raised by Other	Raised by Mill Rate
St. Malo LID				0	67,917.32			67,917.32
Schedule				0	114,176.19	114,176.19		

182,093.51	114,176.19	0.00		67,917.32
------------	------------	------	--	-----------

CAPITAL BUDGET
(current year)
Rural Municipality of De Salaberry

For the Year 2021

Part 1 - CAPITAL EXPENDITURES

Particulars of Expenditure	Estimated Total Cost	Borne by General Fund	Borne by Utility Fund	Borne by Reserves	Borne by Borrowing
Asset Management Program/Setup	50,000	36,600		13,400	
Administrative Building	260,000			260,000	
Fire Dept St. Malo - Equipment	137,600	80,000		57,600	
Fire Dept St. Pierre - Equipment/Vehicles	439,000	139,000		300,000	
Heavy Equipment Replacement	435,000			435,000	
Road upgrades & Engineering	450,000			450,000	
Drainage Projects	75,000			75,000	
Bridge Inspections & Repairs	100,000			100,000	
Landfill New Cell	400,000			400,000	
Landfill Cold Storage Shed & equipment	115,000			115,000	
St. Malo Corner Park (Esso)	60,000	40,000		20,000	
Economic Development Strategy / Plan	25,000			25,000	
St. Malo Arena Upgrades	600,000	300,000		300,000	
Christmas Lights Dufrost & Otterburne	30,000			30,000	
Utility St. Malo - Water & Sewer Renewal	1,900,000		936,666	97,400	865,934
Utility Otterburne - Sewer line upgrades	50,000			50,000	
				0	
LUD St. Malo - Road Upgrades	40,000			40,000	
LUD St. Malo - Equipment	49,000			49,000	
LUD St. Malo - Drainage	72,700			72,700	
LUD St. Malo - Crow Wing Trail	35,000			35,000	
				0	
	5,323,300				

TOTAL 595,600

Page 5

936,666

Page 6

2,925,100

Part 2

865,934

Part 3

PART 2. GENERAL AND SPECIFIC-PURPOSE RESERVE FUND WITHDRAWALS

Reserve Name and By-Law No.	General Fund Transfers		Utility Fund Transfers		Cash Resources
	To Operating	To Capital	To Operating	To Capital	(Opening Reserve Bal.)
Building B/L 2276-10		260,000			305,567
FD St Malo Vehicle B/: 2237-06		57,600			119,773
FD St Pierre Vehicle B/L 2247-07		35,000			69,670
General B/L 2056	100,000	315,000			544,139
Machinery B/L 1533		435,000			465,959
Waste Disposal B/L 2340-16		115,000			253,000
Recreation B/L 2232-06		125,000			138,261
Gravel B/L 2311-13	135,000				318,400
St. Malo Utility					
LUD Roads & Sidewalks B/L 2396-20		196,700			344,071
Gas Tax Reserve B/L 2230-06		1,038,400		97,400	950,079
CDI (MB Hydro) B/L 2360-17		200,000			105,925
Otterburne Utility B/L 2072				50,000	97,200
	235,000				

Page 2

2,777,700

Part 1

0

Page 6

147,400


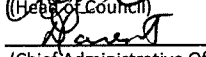
Part 1

PART 3. BORROWING (Subject to Municipal Board Approval)

PROPOSAL	TEMPORARY FINANCING			REPAYMENT	
	Bank Loan	Operating Loan	Reserve Loan	Amount	Term
St. Malo Utility Upgrades * (MWSB)	865,934			69,485	20
TOTAL - Part 1	865,934	0			

Departmental Use Only

Adopted by Resolution of Council


(Herb of Council)

(Chief Administrative Officer)

April 27 2021


FIVE YEAR CAPITAL EXPENDITURE PROGRAM
Rural Municipality of De Salaberry


PURPOSE	CAPITAL EXPENDITURE (Mark Priority 1, 2, 3, etc.)						SOURCE OF FUNDS			
	2022	2023	2024	2025	2026	Total	Operating	Reserves	Borrowing	Other
Administrative Building	1,750,000					1,750,000			1,750,000	
Fire Dept - St. Malo		6,000		25,700		31,700		37,000		
Fire Dept - St. Pierre				150,000	25,000	175,000		391,000		
Replace Heavy Equipment	75,500	295,000		250,000	85,000	705,500		1,205,000		
Road rehabilitation	450,000	500,000	50,000	500,000	50,000	1,550,000		1,250,000		
Drainage Projects	75,000	75,000	75,000	75,000		375,000		375,000		
Bridge Inspections / Maintenance			50,000		50,000	100,000		350,000		
Economic Development Strat Plan						0		25,000		
St. Malo Arena Upgrades	270,000		100,000			370,000		250,000		
Recreation Master Plan	50,000					50,000		50,000		
Utility - Water & Sewer Line Renewal						0				
Utility - Lift Station / Lagoon	25,000					25,000		25,000		
Utility - Water Plant		100,000			500,000	600,000		200,000		
LUD St. Malo - Equipment	60,000		50,000		40,000	150,000		160,000		
LUD St. Malo - Drainage	20,000	30,000	20,000	30,000	20,000	120,000		150,000		
Sidewalk Maintenance	25,000	25,000	25,000	25,000	25,000	125,000		125,000		
						0				
						0				
						0				
						0				
						0				
						0				
						0				
TOTAL	2,800,500	1,031,000	370,000	1,055,700	870,000	6,127,200	435,000	4,158,000	1,750,000	0

SOURCE OF FUNDS - ANNUAL		TOTAL	
OPERATING	105,000	95,000	85,000
RESERVES	945,500	275,000	785,000
BORROWING	1,750,000	0	1,750,000
OTHER			0
TOTAL	2,800,500	370,000	870,000

Adopted by Resolution of Council

April 27th 2021


 (Head of Council)


 (Chief Administrative Officer)